

MAT Feb 10 Analysis

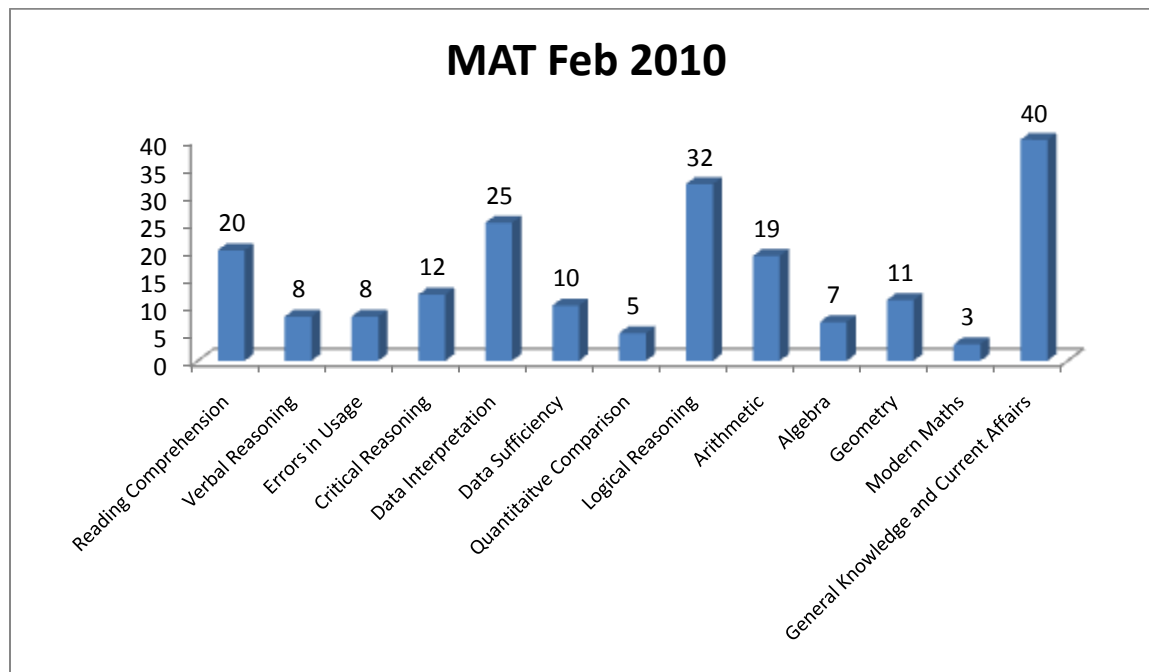
Overview:

The February edition of MAT 2010 had 5 distinct sections of 40 questions each i.e. Language Comprehension, Data Analysis and Sufficiency, Intelligence and Critical Reasoning, Mathematical Skills, and Indian and Global Environment.

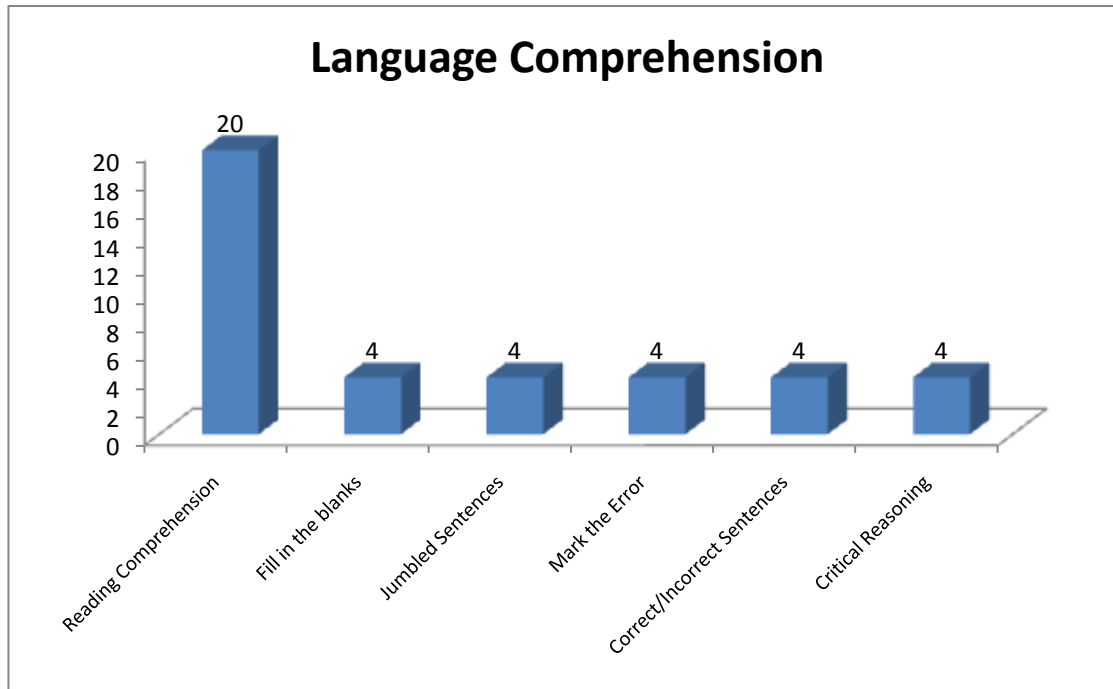
The overall difficulty level of the paper was moderate.

Number of questions	200
Number of Sections	5
Number of Options	4
Time	150 minutes
Marks per question	Each question carried equal marks
Negative marking	$(1/4)^{\text{th}}$ of marks per question

The topic-wise breakup of the entire paper was:



Language Comprehension – 40 Questions



- The Reading Comprehension section was moderately difficult. There were 5 passages with 4 questions each. The passages were small (with a word count of 200 to 400 words each). The questions were factual, inference based etc.

The analysis of the 5 passages is as shown below:

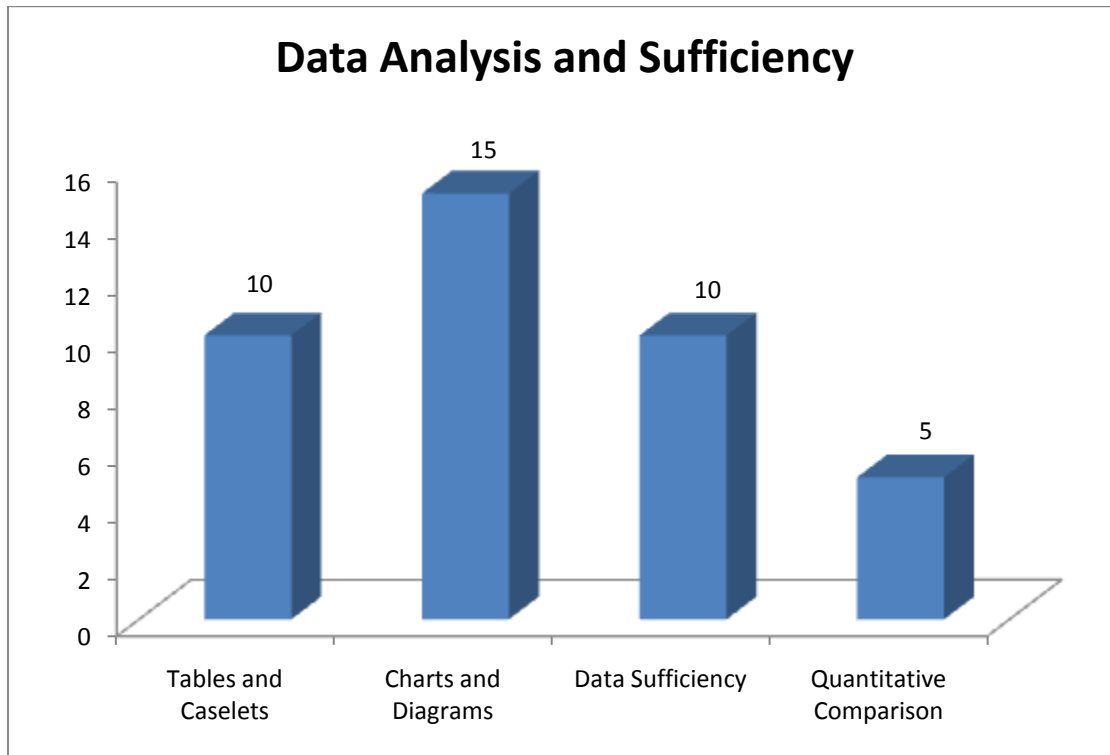
Passage	No of Questions	Difficulty Level
Steel Industry	4	Moderate
Hyundai's growth in America	4	Moderate
Bihar's growth	4	Moderate
Relationship between trading volume and stock price	4	Moderate
Iceland's debt problems	4	Moderate

A prudent approach would have been to attempt 3 of the 5 passages. It was possible to easily attempt 6 - 8 questions in approximately 15 minutes.

- The 4 questions on Jumbled Sentences were easy to moderate.
- The 4 questions on Fill in the Blanks were “2 blank” questions. These were moderately difficult.
- There were 4 questions based on ‘Mark the Error’ in which four statements were given which were broken into four parts and the incorrect part was to be identified. These were easy.
- There were 4 questions based on ‘Correct/Incorrect Sentences’ in which each question had one sentence represented in four ways. The student had to identify the correct sentence in terms of grammar, punctuation, usage etc. These were of a moderate difficulty level.
- There were also 4 questions on ‘Critical Reasoning’. Here, four passages were given followed by four inferences out of which one was ‘not true’. The student had to identify this option. These were comparatively difficult.

The non-RC questions could have been attempted within 15 minutes. In general, a good time allocation for this section would have been 30 minutes and a good attempt would have been 20 questions.

Data Analysis and Sufficiency - 40 Questions



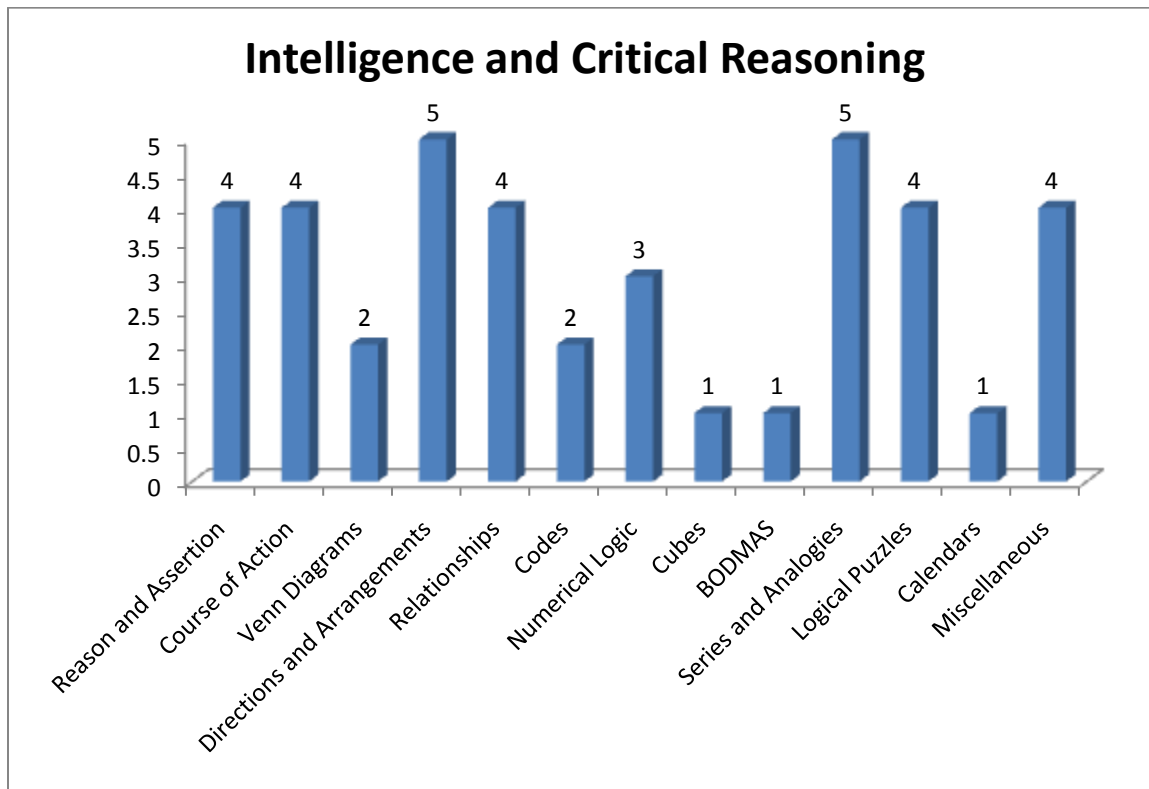
- The 10 Data Sufficiency questions were of moderate difficulty level and all could have been attempted within 10 minutes.
- The 5 Quantitative Comparison questions were very simple and should have been attempted.
- The Data Interpretation section had 5 DI sets with 4 questions each. The DI sets were a mix of easy and difficult questions.

A brief summary of the DI sets is as shown below:

DI Set	No of Questions	Description	Difficulty Level
The first table gave the Hindi and English readership of 4 magazines and the second table gave the number of magazines published from 2001 to 2005.	4	2 Tables	Easy - Moderate
The line graph gave the money realized from Private placements, Public issue and Rights issue.	4	Line Graph	Moderate
The caselet described the South Asian infant mortality, literacy rates etc.	4	Caselet	Difficult
The pie charts gave the breakup of usage of water in 2006 and 2009	4	2 Pie Charts	Easy - Moderate
The line graphs gave the average price and growth rate of cars and the bar graph gave the number of cars manufactured	4	2 Line graphs and 1 bar graph	Moderate

In general, the entire section was Moderate. In general, a good time allocation for this section would have been 40 minutes and a good attempt would have been 18 - 20 questions.

Intelligence and Critical Reasoning – 40 Questions



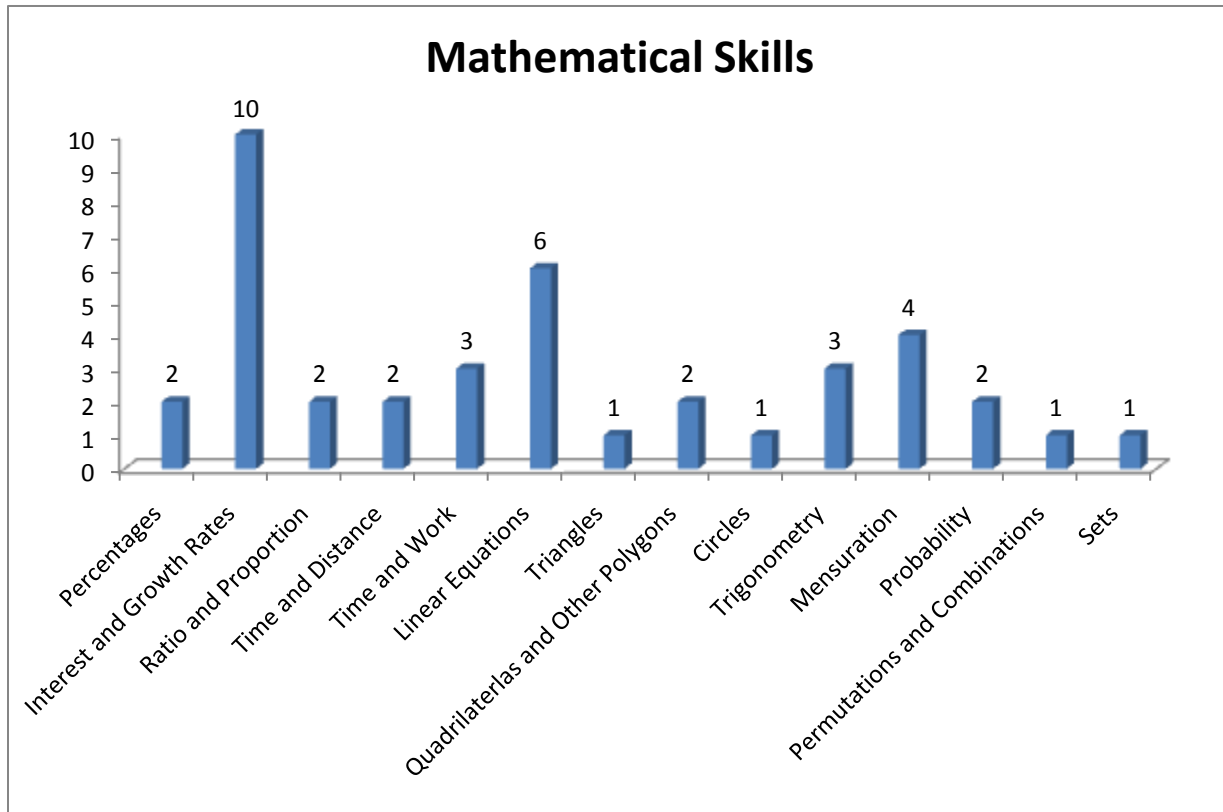
- The 8 Critical Reasoning questions covered the following areas:
 - 1) Course of Action
 - 2) Reason and Assertion

In general, this part of the section was quite difficult.

- The remaining 32 questions were based on Logical Reasoning and covered various concepts such as Venn Diagrams, Series and Analogies, Codes, Relationships, Circular Arrangement, Directions, Numerical Logic and Logical Puzzles.
- One of the Numerical Logic questions was a replica of a question from MAT Sept-2009.

A good time allocation for this section would have been 30 minutes and a good attempt would have been around 22 - 24 questions.

Mathematical Skills – 40 Questions



This section had questions from all the topics viz. Arithmetic, Algebra, Geometry and Modern Math. The questions on Modern Math were from Probability and Permutations & Combinations, the questions on Arithmetic and Geometry covered most concepts of this topic. The questions on Algebra were mainly linear equation type.

The questions in Modern Math were based on the definitions and rules involved in the above mentioned topics. On the other hand, the questions in Arithmetic were application based questions from Percentages, Profit and Loss, Ratio and Proportion, Time and Work and Time and Distance. Geometry covered questions on circles, triangle, trigonometry and mensuration. This section also had one question on Sets (Venn diagrams).

In general, a good time allocation for this section would have been 40 minutes and a good attempt would have been 13-15 questions.

Indian and Global Environment – 40 Questions

The emphasis in this section was on current affairs, business etc. Some of the questions asked in this section were very similar to the ones given below:

1. Steven Spielberg is
2. Megan Fox is
3. The term Agmark is related to
4. 'Slumdog Millionaire' is based on a book written by

In general, the last 10 minutes of the paper should have been used to attempt this section based on the general awareness of the individual students.

Overall, the MAT 2010 paper (February) was moderate and a student with an above average grasp of basic concepts could have attempted around 95 - 100 questions in the allotted time frame.